

## MARCH '23 NEWSLETTER



ROCK HARBOUR, CAPE COD – Photo by Peter Nilsen

### MARCH MEETING



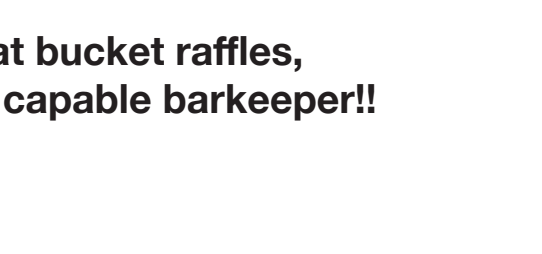
## FISHING THE WOOD RIVER HEX HATCH!

### All You Want to Know About Rhode Island's Wood River Hex Hatch with **ED LOMBARDO**

**Tuesday, March 21st – starting at 6:30pm**

This month we will switch gears a bit for this meeting, and talk about fresh water fly fishing! All of us here dabble in trout fishing, and with 'Opening Day coming up next month we thought it might be refreshing to talk about a great fishing resource here in Rhode Island – the Wood River!

If you didn't know, Rhode Island's Wood River is like a Western spring creek. It is spring fed in places and has wonderful cold feeder streams, large pools and riffles! It is a fisherman's dream with large Brown Trout, Rainbow Trout, and native Brook trout, that rise freely to well placed flies of all kinds.



But the most exciting fly to hatch on this wonderful river, is the 'Hex.' The Hexagenia Limbata – the largest Mayfly on the river!

Ed will take you for a trip, pool by pool showing where to fish, and the Hex patterns to tie and use, and how and where to fish them. So, come join us on Tuesday, March 21st for a great informational presentation on fishing the 'Hex Hatch'!

**We hope to see you on March 21st! We will have some great bucket raffles, plus liquid refreshments are always available from Jim, our capable barkeeper!!**

**Join us for what should be a very informative evening, plus good conversations with some great people!**

### PRESIDENT'S REPORT

The light is at the end of the tunnel now, with the Spring Season just ahead. Daylight Saving Time has been in effect. Tree buds and plants are starting to sprout. Spring officially arrives on Tuesday, March 20th. It's all positive, more daylight and more warmth each day. We've made it through another New England Winter. We were blessed this year with warmer temperatures and less snow. It's all good as far as I'm concerned, only getting better each day that passes.

Trout fishing in Rhode Island is officially closed, will open up again the second Saturday in April. The first new wave of migrating stripers will arrive too about the same time. Resident winter holdovers start searching more and leave their protected warmer winter haunts looking for shrimp, sculpins, and mummichogs. The shallow coves, and estuaries, have life teeming with small bait all around.

Now's the time to inventory flies, go over maintenance of rods, reel, and lines if you haven't already do so. Check all the fly lines for cracks and nicks using your vision plus fingers to feel imperfections. Replace if needed. In most cases at least clean and lubricate the lines. You wouldn't believe how it increases line speed by reducing guide friction. Next check your leaders. It's always a good idea to start the season with new ones. They are limper, stronger and have no wind knots to worry about. Finally check the line connection knots like the loop connector and backing knots.

Next up is fly boxes? Like most fishermen we only use half dozen different patterns during the season, all the rest seem like window dressing. But there are times we need those too under difficult situations where our standby doesn't work. Cull thru the box. Remove all crusty, rusted patterns. Check hook points and sharpen where necessary.

#### It's time to renew traditions and maybe start new ones?

As we get older, time and priorities change. Nothing stays the same. What time we have left healthy is important to us. So if you have adult children remind them that fishing season is upon us and you're going fishing together, no it's, and's or but's? Most times a grandchild will bolster your argument.

### MEMBER NEWS

#### YOU CAN BE A RHODY SCHOLAR!

We need material for each monthly newsletter. Do you have an interesting story.... Pictures of interest, an adventure.... or Rant! Jot it down. Share it with others.

#### ANNUAL CLUB DUES ARE DUE

We still have some members that haven't paid their dues. If you still owe dues for 2023, or for that matter last years dues, please try and pay them at this month's meeting. The amount is now \$30.00.

We are cleaning our mailing lists, and for those who have haven't paid for a few years, and may be thinking you don't want to belong anymore, and don't want our mailings, please let us know. For you out-of-towners who can't come to the meetings, and still want to belong to 'Rhody,' and receive our mailings, please send a check for \$30.00, made out to Rhody Fly Rodders, and send to: **John Pope, 6 Canonchet Drive, Portsmouth, RI 02871** These monies help pay our monthly rent, food expenses, and for guest speakers fees. Thank you!

#### CLUB HATS ARE HERE!

NEW RHODY hats are available at this coming meeting! We have new hats just waiting to warm a few cold heads! All hats, long bill or short bill will be \$25.00 each. Out of towners can write a check to Rhody Fly Rodders for \$30.00 which includes shipping, and send to me, Peter Nilsen, at the address at the end of this newsletter. I'll mail it out to you!



#### SUNSHINE COMMITTEE

Well, we just found out that long time good friend, and Honorary Member, Stephen Cook is in the hospital. Seems he had a reaction to some medication that caused some problems. He is receiving phone calls, and can be reached at 401-743-2200. Give him a call, cheer him up! Steve is one of the 'good guys'!

We have formed this **Sunshine Committee** that will try and keep track of members who may be sick, may have a tragedy in the family, or may need assistance somehow, and either find a way to help, or send best wishes.


The Chairperson for this committee is Susan Estabrook. So if you have information of some member, or their family member, that needs a 'cheer-up,' is sick, or needs a helping hand, please reach out to Susan at susan@ysrinc.com. Thanks!

#### USED TACKLE SALES

Remember, we will always have a table for you to sell your used or unwanted tackle, books, etc. Just mark your name and price on a tag and attach to items.

#### RISAA SHOW

THANK YOU, THANK YOU to all that helped in the booth at the show this past weekend! We were very successful in getting our word out about the club and what we do. Many visitors to the booth took applications for membership, so I hope we can get many new people involved in our organization. 'Reel Recovery.' We heard many stories from people we met about their struggles with cancer! It feels good to think we might be making a difference for somebody. Thank you again for your help!



## RFR MEMBERS – UP CLOSE



In this new feature of our newsletter we want to feature a Rhody Fly Rodders member with a profile of them and post it here every month!

We would like to let our whole membership get to know one another, and what better way to do this than to feature a member profile each month.

We want to get you will get to know each other better, creating new and closer friendships.

#### INTRODUCING..... ROGER EARLE

**CITY OR TOWN?** Gloucester, Rhode Island

**HOW MANY YEARS HAVE YOU BEEN A MEMBER?** 10 plus years!

**HOW LONG HAVE YOU BEEN FLY FISHING / TYING FLIES?**

I've been fly fishing for thirty plus years on the water and behind the vise.

**FAVORITE SPECIES?** Atlantic Salmon! There really is a reason they call this species, 'the King of Kings!' Only, I really can't afford to fish for this great fish much any more.


**BOAT / SHORE FISHING?** Majority of my fishing is now done from shore.

**ANY NOTABLE PERSONAL CATCHES?** My very best, and hardest to achieve, was a 42", 26lbs Atlantic Salmon.

**FAVORITE FLY?** I like the classic streamer pattern that's been around for decades...the Black Ghost. Nothing like fishing a streamer with size and feather action!

**FAVORITE WAYS TO FLY FISH?** I generally like calm salt bays and estuaries.

**FAVORITE FISHING BUDDIES?** Yes, they are best known as the 'Narrow River Fly Bunch,' namely Ed Lombardo, Geno Rappa and Wes Wyatt all around me! If my mother only knew who I'm hanging around with now!



LOOK, A BIG MAC & FRIES! THEY MUST BE FROM THAT NEW DOCKSIDE CATERING SERVICE!

### FLY OF THE MONTH



#### DIABLO CRAB – By ALAN CAOLO

**THREAD:** HOOK: #2 MUSTAD 3407 OR SIMILAR  
O'SHAUGHNESSY STYLE HOOK.

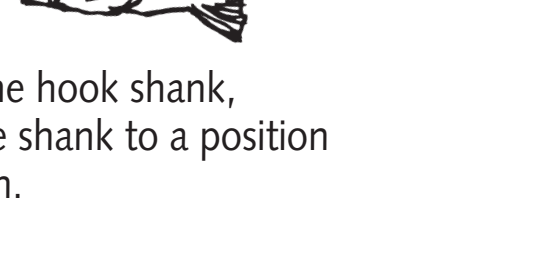
**THREAD:** BLACK DANVILLE'S FLAT WAXED NYLON.

**EYES:** MEDIUM (1/24 OZ) OR LARGE (1/16 OZ) LEAD DUMBBELLS.

**TAIL:** OLIVE SCHLAPPEN; LIME GREEN OR A MIX OF PUMPKIN AND LEMON SILI-LEGS.

**BODY:** INSECT GREEN MEDIUM CHENILLE WITH A WIDE OLIVE SCHLAPPEN FEATHER PALMERED OVER TOP.

**SIDE LEGS:** LIME GREEN OR A MIX OF PUMPKIN AND LEMON SILI-LEGS.



**Step 1.** Flatten the barb and secure lead eyes to the back of the hook shank, close to the eye of the hook. Wrap thread to cover the shank to a position over the barb and coat the eyes with bronze nail polish.

**Step 2.** Secure four Sili-Legs to the back of the hook, across from the barb (about a hook's length long – ½ the length of the finished fly). Then attach a schlappen feather (about 1 ½" wide) just ahead of the tail legs attachment and palmer it with four or five tight turns and secure and cut. Carefully back-wrap this hackle with a few thread wraps so it lays back, flaring evenly over the legs.

**Step 3.** Attach a second wide schlappen feather just ahead of the flared tail, and secure the chenille to the hook over that feather attachment. Wrap the chenille to a point about ¼" back of the eyes. Attach the second set of four Sili-Legs to the hook shank by carefully winding the chenille over and beyond them (thread attachment not required). Continue winding the chenille and over-wrap the eyes, secure ahead of the eyes, and trim. Ensure the side legs protrude off the sides of the fly, slightly angled back toward the tail.

**Step 4.** Palmer forward the second schlappen feather (attached in Step 3) over the chenille and around the legs with five or six wraps to just behind the eyes, secure with thread, and cut. Secure the thread ahead of the eyes, trim and cement. The body schlappen fibers should now be trimmed off the top of the fly only to give it a flat, crab-like profile, leaving the long side and bottom fibers as is. The legs are trimmed to extend about ¼" outside the body side fibers.

### OFFICERS & BOARD

**PRESIDENT**  
Capt. Ray Stachelek  
401-633-5329  
castaflycharters@cox.net

**NEWSLETTER EDITOR**  
Peter Nilsen  
75 Massasoit Ave  
Barrington, RI 02806  
401-633-5329  
peternilsen103@gmail.com

**SECRETARY/TREASURER**  
John Pope  
6 Canonchet Drive  
Portsmouth, RI 02871  
jpope@johnspopecpa.com

**DIRECTORS**  
Barry Rideout  
Bob Teeden  
John Edwards  
Philip Halford  
Susan Estabrook

**MEETINGS:**  
Riverside Sportsmen's Association  
1 Mohawk Dr.,  
East Providence, RI 02915  
3rd Tuesday of the month,  
Oct. – April

**DIRECTIONS:**  
From Providence take Rt. 195 to Exit 2B. Bear right on the ramp and follow Rt. 114 S (Wampanoag Trail) for 2 miles. Look for WPRO Studios on left, then take first U-turn back to Rt. 114 North. Continue North and look for the Riverside Sportsmen's Club (blue) sign on right side.



FISHING TIME IS COMING!



Come join us and experience our friendship and knowledge of saltwater fly fishing. Hopefully we'll see you at a meeting, or on the water during our summer get-togethers.

Please get involved, this is your club. Thank you !

Peter Nilsen, Newsletter Editor